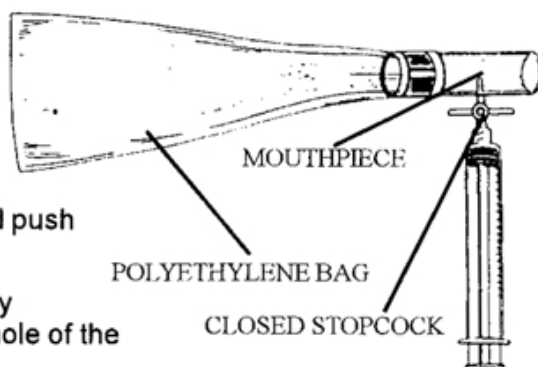


# AlveoSampler™


**QuinTron AlveoSampler** is a disposable device used to collect alveolar air in a standard syringe for immediate analysis. Single-patient use of this device eliminates the danger of inter-patient cross-infection, and will save time and money related to the cost of cleaning and sterilizing reusable collection components.

## To Assemble

1. Remove the AlveoSampler mouthpiece from its protective sealed bag.
2. Put the stopcock on the syringe, open the stopcock, and push the plunger of the syringe all the way in.
3. Attach the stopcock and syringe to the AlveoSampler by inserting the male end of the stopcock firmly into the side hole of the mouthpiece.

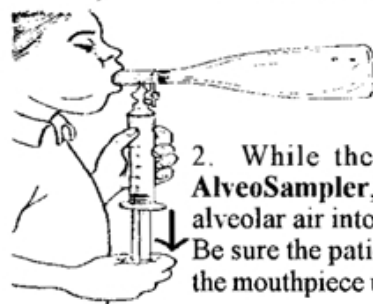


## Collecting a Sample



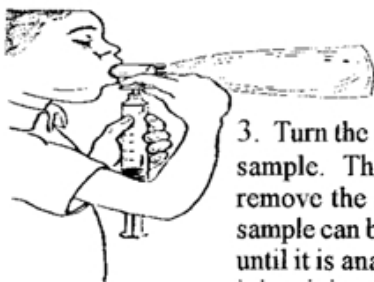
1. Have the patient take a normal breath. At the end of inspiration, put the mouthpiece of the AlveoSampler into the mouth and instruct the patient to exhale normally into the bag (not too rapidly, not too slowly). As the patient exhales, the polyethylene bag will fill with air vented through a small hole in the bag allowing the exhalation to continue.

1111111111111111



2. While the patient continues to blow through the AlveoSampler, keeping the bag inflated, withdraw 20 ml of alveolar air into the syringe before the patient stops blowing. Be sure the patient keeps his/her mouth tightly closed around the mouthpiece until the sample is collected.

2222222222222222



3. Turn the stopcock off when the syringe is filled with the sample. The patient can now stop exhaling and you can remove the syringe assembly from the mouthpiece. The sample can be stored in the syringe (not longer than 4 hours) until it is analyzed. If the sample needs to be stored longer, inject it into a QuinTron sample holding bag, QT00842-P.

33333333333333

When an adult exhales normally, "dead space" air comprises the first 150 ml or so of breath. "Dead space" air is in the airway passages at the end of the previous inhalation and is not alveolar air. An alveolar air sample can be easily collected when the polyethylene bag of the AlveoSampler is filled, indicating that all the "dead space" air has been flushed out.

THE PATIENT  
MUST CONTINUE TO  
EXHALE WHILE THE  
ALVEOLAR SAMPLE  
IS COLLECTED.

**NOTE:** For patients whose exhaled volumes are small, the sample of alveolar air may be collected in increments. Close the stop cock and discard the dead space air by deflating the bag before repeating the collection procedure.